

GHBH Series

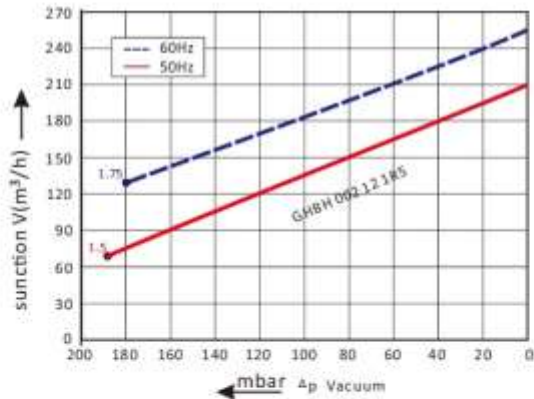
GHBH 002 12 1R5

Technical datasheet

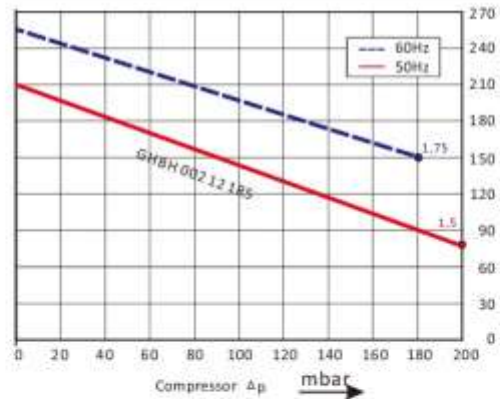


Goorui blower performance curves

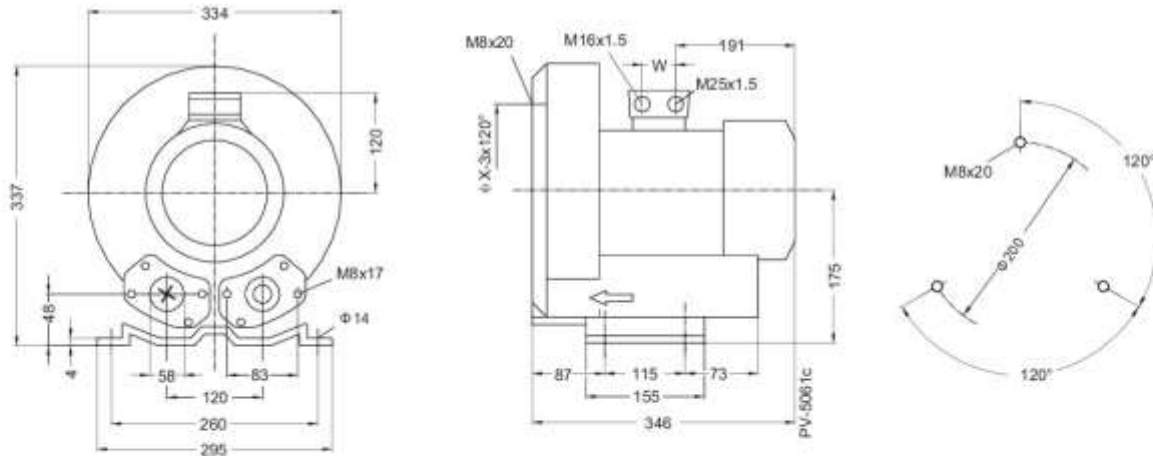
Vacuum selection diagram curve



Compressor selection diagram curve



Goorui blower installation drawing



Goorui blower parameter

Model	Frequency	Output	voltage	Current	airflow	pressure		noise	Weight
						vacuum	compressor		
	Hz	KW	V	A	m ³ /h	mbar	mbar	dB(A)	kg
1~ 50/60Hz IP54 INSULATION class F									
GHBH 002 12 1R5	50	1.5	200-240	9	210	-190	200	64	24
GHBH 002 12 1R5	60	1.75	220-275	10	255	-180	180	70	24

The performance curves of Goorui blower is tested through below ways:

Under one atmospheric pressure, suck 15°C air and then you can calculate the data, of course allow 10% difference, and when the sucked air and surroundings temperature are not higher than 25°C, you still can get total pressure difference as the curves shows.